


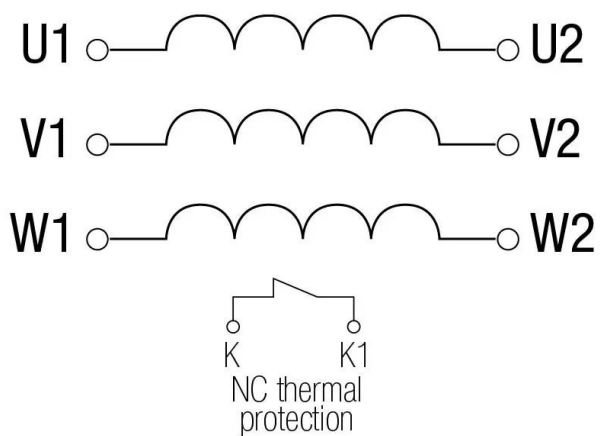
Three-phase reactors for harmonic filtering at the converter output with bimetal overtemperature protection, finished with resin and anti-flash varnished.



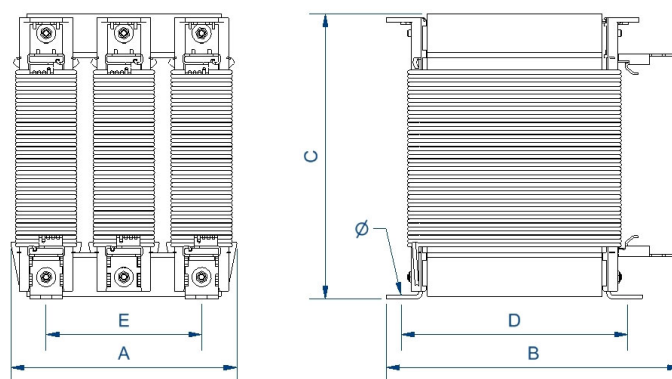
Technical characteristics

| | |
|-------------------------|----------------------------|
| Rated current | 50 A |
| Motor rating | 22 kW / 30 CV |
| Line voltage | 380 - 460 V |
| Reactor | 0,441 mH (50 Hz) |
| Voltage drop | 3% (50 Hz) |
| Thermal overload factor | 0,05 |
| Frequency | 50/60 Hz |
| Protection degree | IP-00 |
| Cooling | AN |
| Ambient temperature | 45 °C |
| Temperature rise | Class F - 155°C |
| Insulation | Clase H - 180 °C |
| Windings | Class HC - 200 °C |
| Test voltage | 3 kV (1 min, 50 Hz) |
| Standards | IEC/EN/UNE-EN 60076-6, CE |
| Mounting | Screws |
| Includes | Bimetal thermal protection |
| Weight | 16,7 kg |

Electric scheme



Dimensions



Dimensions (AxBxCxDxE): 180x180x220x119x120 mm 6Ø

Three-phase reactors for harmonic filtering at the converter output with bimetal overtemperature protection, finished with resin and anti-flash varnished.

Features

Reactor

Anti-flash varnish finish, offering:

- Protection against corrosive environments
- Increase of electrical isolation
- High compression capacity
- Reduction of noise level
- Increase of product's lifespan

Safety class I

Includes thermal protection against overtemperatures

Possibility of tailor-made manufacturing

Technical remarks about the use of line reactors:

- Attenuation of voltage peaks in the output of the converter, protecting against premature degradation of the dielectrical parts of the motor
- Reduction of the reflection effect due to the length of the cables between the converter and the motor. This effect amplifies voltage values in the terminals of the motor
- It is recommended to use these inductances for lengths over 50 m from the converter to the motor

Downloads
